

Download Utility on ICEGATE 2.0

USER MANUAL

Version 1.08

Table of Contents

1. Log in in to ICEGATE Portal.....	4
2. Download e-Copy Widget.....	5
2.1. Downloading Shipping Bills (SBs).....	6
2.1.1. Date wise SB Details.....	7
2.1.1.1. Download Acknowledgement Copy	7
2.1.1.2. Download Signed Document Copy.....	8
2.1.2. Job Number wise SB Details.....	9
2.2. Downloading Let Export Order (LEO).....	10
2.2.1. Date wise LEO Details	11
2.2.2. Job Number wise LEO Details	12
2.3. Downloading Gate pass for Let Export Order (LEO).....	13
2.3.1. Date Wise Gate pass for Let Export Order Details	14
2.3.2. Job Number Wise Gate pass for Let Export Order Details	15
2.4. Downloading Bill of Entry (BoE)	16
2.4.1. Date Wise Bill of Entry (BoE) Details	17
2.4.2. Job Number Wise Bill of Entry (BoE) Details	18
2.5. Downloading Out of Charge (OOC).....	19
2.5.1. Date Wise Out of Charge (OOC) Details	20

2.5.2.	Job Number Wise Out of Charge (OOC) Details	21
2.6.	Downloading Gate pass for Out of Charge (OOC).....	22
2.6.1.	Date Wise Gate pass for Out of Charge (OOC) Details.....	23
2.6.2.	Job Number Wise Gate pass for Out of Charge (OOC).....	24
3.	Contact Us	26

Date: 18th March 2024

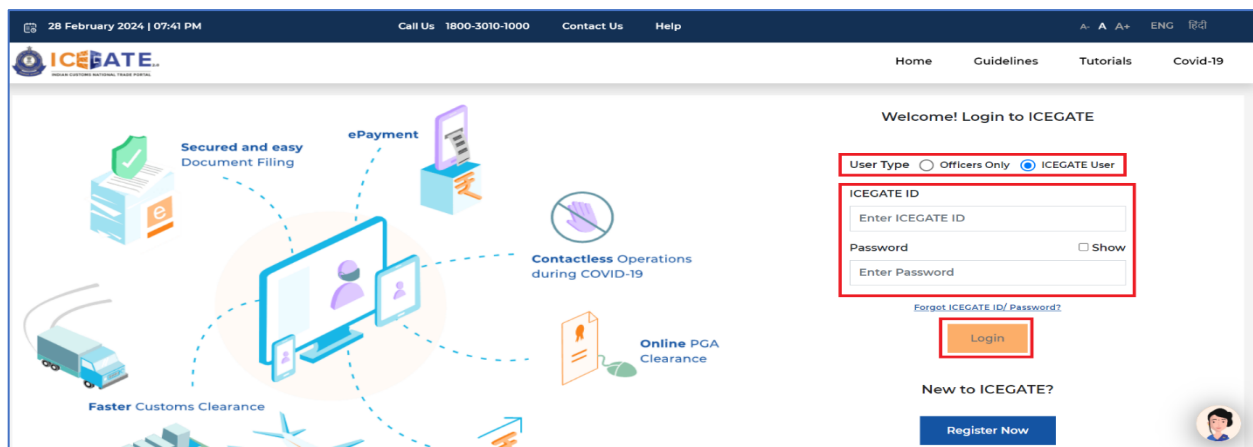
Category: Customs

Issued by: ICEGATE

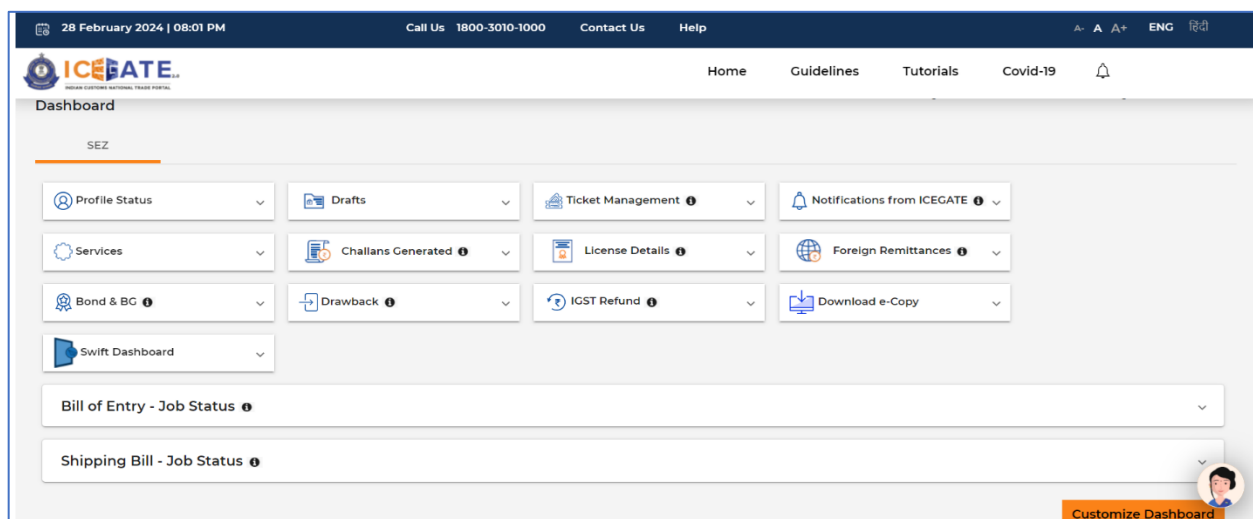
Subject: User Manual for Download Utility on ICEGATE 2.0

1. Log in in to ICEGATE Portal

(a) The authorized **CHA, IEC & SEZ** users can access **Download e-Copy** widget from the dashboard after logging in to the ICEGATE portal. For this ICEGATE ID and Password need to be entered after selecting the user type as '**ICEGATE User**' and click on **Login** button.



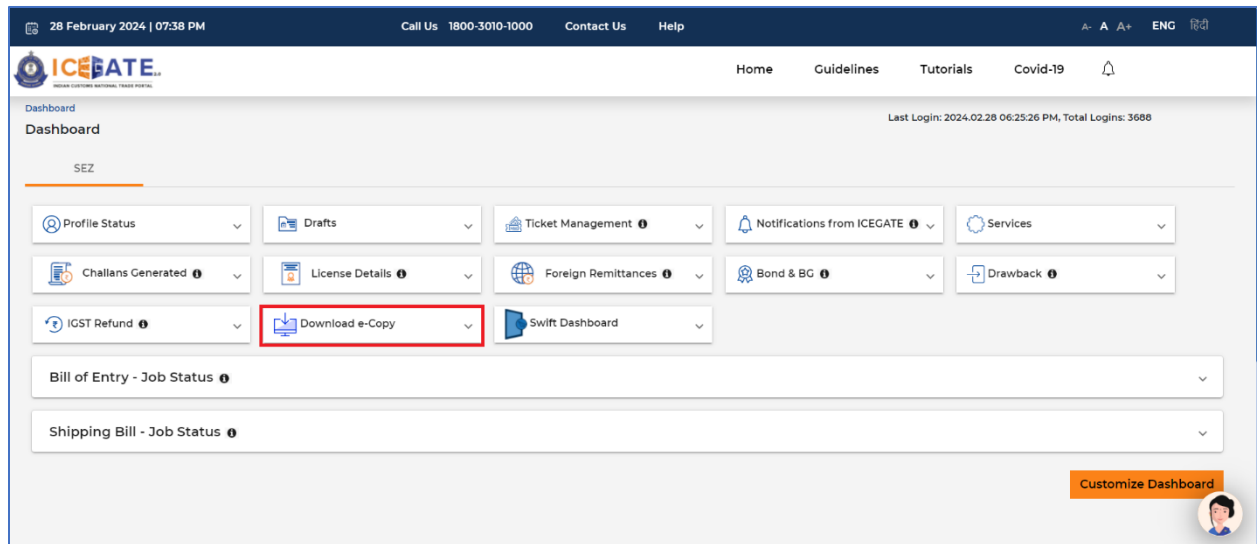
(b) On successful login, the user will be redirected to the dashboard screen as under:



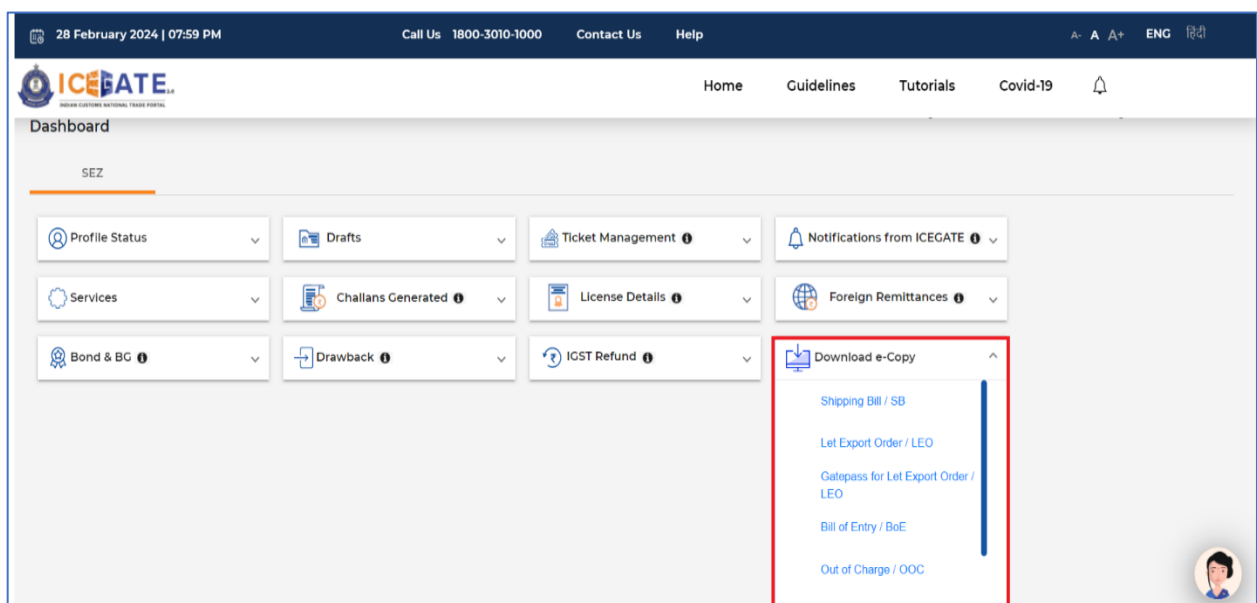
2. Download e-Copy Widget

In this section, we will discuss each option/facility provided to the users in the **Download e-Copy** widget.

(a) The widget appears on the User Dashboard in the following format:



(b) When the user clicks on the "**Download e-Copy**" widget, it will expand containing multiple options.



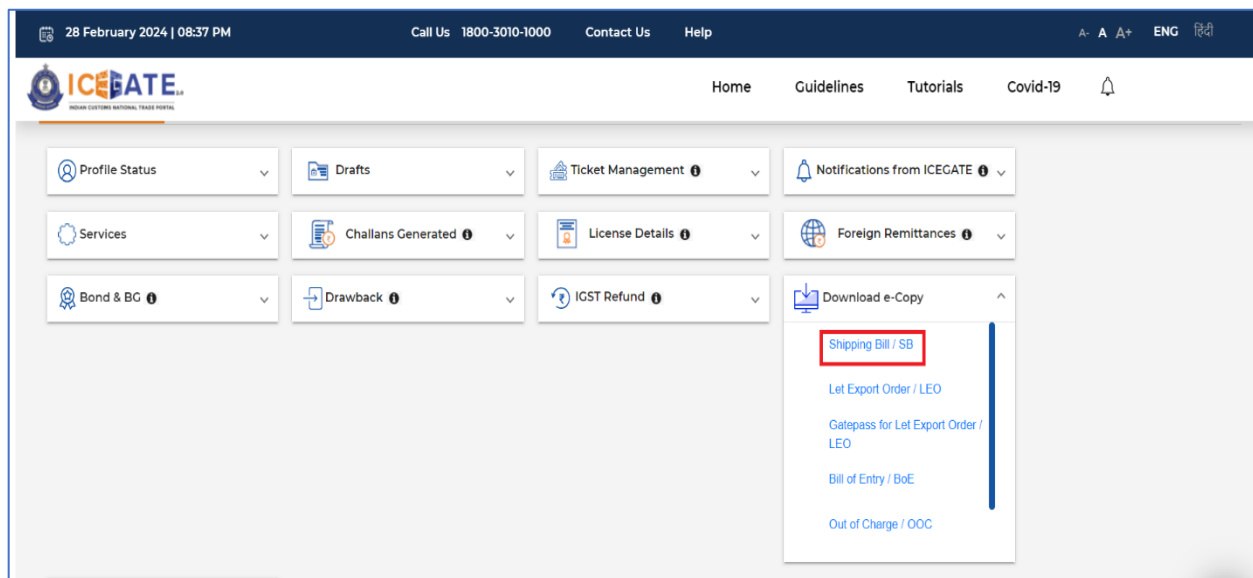
(c) This widget provides six document-download facilities to the user which are as under:

- (i) **Shipping Bill (SB)** copy after Assessment
- (ii) Shipping Bill (SB) copy after **Let Export Order (LEO)**
- (iii) **Gate pass for Let Export Order (LEO)**
- (iv) **Bill of Entry (BoE)** after Assessment
- (v) Bill of Entry (BoE) copy after **Out of Charge (OOC)**
- (vi) **Gate pass for Out of Charge (OOC)**

Each of these options/facilities are explained below:

2.1. Downloading Assessment copy of Shipping Bill (SB)

(a) The user clicks on <Shipping Bill (SB)> link.



2.1.1. Date-wise SB Details

(a) The user will be given the option to select the **Date** option and **Date range** as input and click the **<Search>** button.

29 February 2024 | 07:41 AM Call Us 1800-3010-1000 Contact Us Help A- A A+ ENG

ICEGATE
INDIAN CUSTOMS NATIONAL TRADE PORTAL

Home Guidelines Tutorials Covid-19

Dashboard > Shipping Bill / SB
Shipping Bill / SB

Filter out my Shipping Bill jobs based on:

☒ Date ☐ Job Number

Date From * Choose a date 19-04-2010 To * Choose a date 20-04-2010

Reset Search

(b) On clicking the **<Search>** button, the system will display the Job details for Shipping Bills for which Assessment has been done, based on the selected date range.

29 February 2024 | 07:43 AM Call Us 1800-3010-1000 Contact Us Help A- A A+ ENG

ICEGATE
INDIAN CUSTOMS NATIONAL TRADE PORTAL

Home Guidelines Tutorials Covid-19

Dashboard > Shipping Bill / SB
Shipping Bill / SB

Filter out my Shipping Bill jobs based on:

☒ Date ☐ Job Number

Date From * Choose a date 19-04-2010 To * Choose a date 20-04-2010

Reset Search

Job Number	Job Date	SB Number	SB Date	Custom Location	Download Acknowledgement	Download Signed Copy
23212	20-04-2010	3721448	20-04-2010	INMAA1	Download Link	Download Link

Showing 1-1 of 1

< < 1 > >

Records Per Page: 10

2.1.1.1. Download Acknowledgement Copy

(a) The user can download the **Acknowledgement** document by clicking the hyperlink at **<Download Link>**.

01 March 2024 | 09:40 AM Call Us 1800-3010-1000 Contact Us Help A- A+ ENG

Dashboard > Shipping Bill / SB

Shipping Bill / SB

Filter out my Shipping Bill jobs based on:

☒ Date ☐ Job Number

Date From To

Job Number	Job Date	SB Number	SB Date	Custom Location	Download Acknowledgement	Download Signed Copy
23212	20-04-2010	3721448	20-04-2010	INMAAI	Download Link	Download Link

Showing 1-1 of 1 < 1 > Records Per Page: 10

(b) The hyperlink at **<Download Link>** will be visible to the user to download the acknowledgment document only for 7 days. Afterwards, the link will be automatically disabled.

2.1.1.2. Download Signed Document Copy

(a) The user can download the **Signed Copy Document** by clicking the hyperlink at **<Download Link>**.

01 March 2024 | 09:40 AM Call Us 1800-3010-1000 Contact Us Help A- A+ ENG

Dashboard > Shipping Bill / SB

Shipping Bill / SB

Filter out my Shipping Bill jobs based on:

☒ Date ☐ Job Number

Date From To

Job Number	Job Date	SB Number	SB Date	Custom Location	Download Acknowledgement	Download Signed Copy
23212	20-04-2010	3721448	20-04-2010	INMAAI	Download Link	Download Link

Showing 1-1 of 1 < 1 > Records Per Page: 10

(b) The hyperlink at **<Download Link>** will be visible to the user to download the signed copy document only for 90 days. Afterwards, it will take 60 minutes to fetch the document from the backend and the document will be auto downloaded.

2.1.2. Job Number-wise SB Details

(a) The user can filter the Job details by selecting the **Job Number** option by providing location Code, Job Number and Job Date as input, and click the **<Search>** button.

28 February 2024 | 10:57 PM

Call Us 1800-3010-1000 Contact Us Help

Home Guidelines Tutorials Covid-19

Filter out my Shipping Bill jobs based on:

☐ Date ☒ Job Number

Location Code *
Select Location
INMAA1

Job Number *
Enter Job Number
23212

Job Date *
Choose a date
20-04-2010

Reset Search

(b) On clicking the **<Search>** button, the system will display the SB job details based on **Job Number**.

28 February 2024 | 11:01 PM

Call Us 1800-3010-1000 Contact Us Help

Home Guidelines Tutorials Covid-19

Dashboard > Shipping Bill / SB

Shipping Bill / SB

Filter out my Shipping Bill jobs based on:

☐ Date ☒ Job Number

Location Code *
Select Location
INMAA1

Job Number *
Enter Job Number
23212

Job Date *
Choose a date
20-04-2010

Reset Search

Job Number	Job Date	SB Number	SB Date	Custom Location	Download Acknowledgement	Download Signed Copy
23212	20-04-2010	3721448	20-04-2010	INMAA1	Download Link	Download Link

Showing 1-1 of 1

< < 1 > >

Records Per Page: 10

(c) The user can download the **Acknowledgement** document and **Signed Copy** document by clicking the hyperlink at **<Download Link>**.

28 February 2024 | 11:01 PM

Call Us 1800-3010-1000 Contact Us Help

Home Guidelines Tutorials Covid-19

Dashboard > Shipping Bill / SB

Shipping Bill / SB

Filter out my Shipping Bill jobs based on:

☐ Date ☒ Job Number

Location Code * Job Number * Job Date *

Job Number	Job Date	SB Number	SB Date	Custom Location	Download Acknowledgement	Download Signed Copy
23212	20-04-2010	3721448	20-04-2010	INMAA1	Download Link	Download Link

Showing 1-1 of 1

Records Per Page: 10

(d) To download the copy please refer to sections [2.1.1.1](#) and [2.1.1.2](#).

(e) Click the <**Reset**> button to reset all form values to their default values.

2.2. Downloading Let Export Order (LEO) copy of Shipping Bill

(a) Click on <**Let Export Order (LEO)**> link.

28 February 2024 | 08:37 PM

Call Us 1800-3010-1000 Contact Us Help

Home Guidelines Tutorials Covid-19

Profile Status Drafts Ticket Management Notifications from ICEGATE

Services Challans Generated License Details Foreign Remittances

Bond & BG Drawback IGST Refund

Download e-Copy

- Shipping Bill / SB
- Let Export Order / LEO**
- Gatepass for Let Export Order / LEO
- Bill of Entry / BoE
- Out of Charge / OOC

(b) On clicking the above link, the user will be redirected to a page to view the Job details for Shipping Bills for which LEO has been issued, by selecting the **Date/Job Number** option.

2.2.1. Date wise LEO Details

(a) The user will click on Date option and Date range as input and click the **<Search>** button.

29 February 2024 | 07:08 AM Call Us 1800-3010-1000 Contact Us Help A- A A+ ENG हिंदी

ICEGATE INDIAN CUSTOMS NATIONAL TRADE PORTAL Home Guidelines Tutorials Covid-19

Filter out my LEO jobs based on:

☒ Date ☐ Job Number

Date From * To *

Choose a date 01-01-2022 Choose a date 29-02-2024

Reset Search

(b) On clicking the **<Search>** button, the system will display the LEO job details based on the selected date range.

29 February 2024 | 07:08 AM Call Us 1800-3010-1000 Contact Us Help A- A A+ ENG हिंदी

ICEGATE INDIAN CUSTOMS NATIONAL TRADE PORTAL Home Guidelines Tutorials Covid-19

Filter out my LEO jobs based on:

☒ Date ☐ Job Number

Date From * To *

Choose a date 01-01-2022 Choose a date 29-02-2024

Reset Search

Job Number	Job Date	SB Number	SB Date	Custom Location	Download Acknowledgement	Download Signed Copy
213	24-11-2022	1035595	28-11-2022	INNSA1	Download Link	Download Link
14917	18-07-2023	1019658	29-01-2020	INMAA1	Download Link	Download Link
14921	18-07-2023	1017021	07-06-2018	INTSC1	Download Link	Download Link
993	18-07-2023	8151914	01-03-2023	INDER6	Download Link	Download Link

(c) The user can download the **Acknowledgement** document and **Signed Copy** document by clicking **<Download Link>**.

29 February 2024 | 07:08 AM Call Us 1800-3010-1000 Contact Us Help

Home Guidelines Tutorials Covid-19

Filter out my LEO jobs based on:

☒ Date ☐ Job Number

Date From * 01-01-2022 To * 29-02-2024

Reset Search

Job Number	Job Date	SB Number	SB Date	Custom Location	Download Acknowledgement	Download Signed Copy
213	24-11-2022	1035595	28-11-2022	INNSA1	Download Link	Download Link
14917	18-07-2023	1019658	29-01-2020	INMAA1	Download Link	Download Link
14921	18-07-2023	1017021	07-06-2018	INTSC1	Download Link	Download Link
993	18-07-2023	8151914	01-03-2023	INDER6	Download Link	Download Link

(d) To download the copy please refer to sections [2.1.1.1](#) and [2.1.1.2](#)

2.2.2. Job Number-wise LEO Details

(a) The user will select the **Job Number** option providing Location Code, Job Number, and Job Date as input, and click the **<Search>** button.

29 February 2024 | 07:30 AM Call Us 1800-3010-1000 Contact Us Help

Home Guidelines Tutorials Covid-19

Filter out my LEO jobs based on:

☐ Date ☒ Job Number

Location Code * INPPG6 Job Number * 7917 Job Date * 10-08-2020

Reset Search

(b) On clicking the **<Search>** button, the system will display the **LEO job** details based on **Job Number**.

29 February 2024 | 07:30 AM Call Us 1800-3010-1000 Contact Us Help

Home Guidelines Tutorials Covid-19

Filter out my LEO jobs based on:

☐ Date ☒ Job Number

Location Code * INPPG6 Job Number * 7917 Job Date * 10-08-2020

Reset Search

Job Number	Job Date	SB Number	SB Date	Custom Location	Download Acknowledgement	Download Signed Copy
7917	10-08-2020	1020143	10-08-2020	INPPG6	Download Link	Download Link

Showing 1-1 of 1

Records Per Page: 10

(c) The user can download the **Acknowledgement** document and **Signed Copy document** by clicking <Download Link>.

The screenshot shows the ICEGATE portal interface. At the top, there's a header with the date '29 February 2024 | 07:30 AM', contact information, and navigation links. Below the header, there's a section for filtering LEO jobs. The filter options are 'Date' and 'Job Number', with 'Job Number' selected. The filter fields are 'Location Code' (INPPG6), 'Job Number' (7917), and 'Job Date' (10-08-2020). There are 'Reset' and 'Search' buttons. Below the filter section, there's a table with columns: Job Number, Job Date, SB Number, SB Date, Custom Location, Download Acknowledgement, and Download Signed Copy. The table contains one row with Job Number 7917, Job Date 10-08-2020, SB Number 1020143, SB Date 10-08-2020, Custom Location INPPG6, and two 'Download Link' buttons. The table also shows 'Showing 1-1 of 1' records and a 'Records Per Page' dropdown set to 10.

Job Number	Job Date	SB Number	SB Date	Custom Location	Download Acknowledgement	Download Signed Copy
7917	10-08-2020	1020143	10-08-2020	INPPG6	Download Link	Download Link

(d) To download the copy please refer to sections [2.1.1.1](#) and [2.1.1.2](#)

2.3. Downloading Gate pass for Let Export Order (LEO)

(a) Click on <Gate pass for Let Export Order (LEO)> link.

The screenshot shows the ICEGATE portal interface. At the top, there's a header with the date '28 February 2024 | 08:37 PM', contact information, and navigation links. Below the header, there's a section for downloading e-Copies. The 'Download e-Copy' dropdown menu is open, showing options: Shipping Bill / SB, Let Export Order / LEO, Gatepass for Let Export Order / LEO (highlighted with a red box), Bill of Entry / BoE, and Out of Charge / OOC.

(b) On clicking the above link, the user will be redirected to a page to view the **Gate Pass for LEO** details by choosing the **Date/Job Number** option.

2.3.1. Date-Wise Gate pass for Let Export Order Details

(a) The user will select the **Date option** and provide **Date range** as input and click the **<Search>** button.

28 February 2024 | 09:17 PM Call Us 1800-3010-1000 Contact Us Help

ICEBATE
INDIAN CUSTOMS NATIONAL TRADE PORTAL

Home Guidelines Tutorials Covid-19

Dashboard > Gatepass for Let Export Order / LEO
Gatepass for Let Export Order / LEO

☒ Date ☐ Job Number

Date From * Choose a date 01-01-2023 To * Choose a date 28-02-2024

Reset Search

(b) On clicking the button, the system will display the **<Gate pass for Let Export Order>** job details based on selected Date range.

29 February 2024 | 07:08 AM Call Us 1800-3010-1000 Contact Us Help

ICEBATE
INDIAN CUSTOMS NATIONAL TRADE PORTAL

Home Guidelines Tutorials Covid-19

Filter out my LEO jobs based on:

☒ Date ☐ Job Number

Date From * Choose a date 01-01-2022 To * Choose a date 28-02-2024

Reset Search

Job Number	Job Date	SB Number	SB Date	Custom Location	Download Acknowledgement	Download Signed Copy
213	24-11-2022	1035595	28-11-2022	INNSA1	Download Link	Download Link
14917	18-07-2023	1019658	29-01-2020	INMAA1	Download Link	Download Link
14921	18-07-2023	1017021	07-06-2018	INTSC1	Download Link	Download Link
993	18-07-2023	8151914	01-03-2023	INDER6	Download Link	Download Link

(c) The user can download the **Acknowledgement** document and **Signed Copy** document by clicking **<Download Link>**.

29 February 2024 | 07:08 AM Call Us 1800-3010-1000 Contact Us Help

ICEBATE
INDIAN CUSTOMS NATIONAL TRADE PORTAL

Home Guidelines Tutorials Covid-19

Filter out my LEO jobs based on:

☒ Date ☐ Job Number

Date From * Choose a date 01-01-2022 To * Choose a date 28-02-2024

Reset Search

Job Number	Job Date	SB Number	SB Date	Custom Location	Download Acknowledgement	Download Signed Copy
213	24-11-2022	1035595	28-11-2022	INNSA1	Download Link	Download Link
14917	18-07-2023	1019658	29-01-2020	INMAA1	Download Link	Download Link
14921	18-07-2023	1017021	07-06-2018	INTSC1	Download Link	Download Link
993	18-07-2023	8151914	01-03-2023	INDER6	Download Link	Download Link

(d) To download the copy please refer to sections [2.1.1.1](#) and [2.1.1.2](#)

2.3.2. Job Number Wise Gate pass for Let Export Order Details

(a) The user will select the **Job Number** option providing Location Code, Job Number, and Job Date as input, and click the **<Search>** button.

The screenshot shows the ICEGATE portal interface. At the top, there is a header with the date '29 February 2024 | 08:23 AM', contact information 'Call Us 1800-3010-1000', and links for 'Contact Us' and 'Help'. The main navigation bar includes 'Home', 'Guidelines', 'Tutorials', 'Covid-19', and a notification bell. The breadcrumb trail indicates 'Dashboard > Gatepass for Let Export Order / LEO'. The page title is 'Gatepass for Let Export Order / LEO'. Below the title, there are two radio buttons: 'Date' and 'Job Number', with 'Job Number' selected. A red box highlights the 'Job Number' radio button. Below the radio buttons, there are three input fields: 'Location Code' with the value 'INMAA1', 'Job Number' with the value '5739', and 'Job Date' with the value '03-06-2008'. A red box highlights these three input fields. Below the input fields, there are two buttons: 'Reset' and 'Search'. A red box highlights the 'Search' button.

(b) On clicking the **<Search>** button, the system will display the **Gate pass for Let Export Order** job details based on the entered Job Number.

The screenshot shows the ICEGATE portal interface after a search. The header and navigation bar are the same as in the previous screenshot. The breadcrumb trail is 'Dashboard > Gatepass for Let Export Order / LEO'. The page title is 'Gatepass for Let Export Order / LEO'. Below the title, there are two radio buttons: 'Date' and 'Job Number', with 'Job Number' selected. Below the radio buttons, there are three input fields: 'Location Code' with the value 'INMAA1', 'Job Number' with the value '5739', and 'Job Date' with the value '03-06-2008'. Below the input fields, there are two buttons: 'Reset' and 'Search'. Below the buttons, there is a table with the following data:

Job Number	Job Date	SB Number	SB Date	Custom Location	Download Acknowledgement	Download Signed Copy
5739	03-06-2008	3043815	03-06-2008	INMAA1	Download Link	Download Link

Below the table, there is a pagination bar showing 'Showing 1-1 of 1' and a 'Records Per Page' dropdown menu set to '10'.

(c) The user can download the **Acknowledgement** document and **Signed Copy** document by clicking **<Download Link>**.

29 February 2024 | 08:23 AM Call Us 1800-3010-1000 Contact Us Help ENG

ICEGATE

Home Guidelines Tutorials Covid-19

Dashboard > Gatepass for Let Export Order / LEO

Gatepass for Let Export Order / LEO

☐ Date ☒ Job Number

Location Code * Job Number * Job Date *

Job Number	Job Date	SB Number	SB Date	Custom Location	Download Acknowledgement	Download Signed Copy
5739	03-06-2008	3043815	03-06-2008	INMAA1	Download Link	Download Link

Showing 1-1 of 1 |< < 1 > >| Records Per Page: 10

(d) To download the copy please refer to sections [2.1.1.1](#) and [2.1.1.2](#)

2.4. Downloading Bill of Entry (BoE) after Assessment

(a) Click on <Bill of Entry (BoE)> link.

28 February 2024 | 08:37 PM Call Us 1800-3010-1000 Contact Us Help ENG

ICEGATE

Home Guidelines Tutorials Covid-19

Profile Status ▾ Drafts ▾ Ticket Management ⓘ ▾ Notifications from ICEGATE ⓘ ▾

Services ▾ Challans Generated ⓘ ▾ License Details ⓘ ▾ Foreign Remittances ⓘ ▾

Bond & BG ⓘ ▾ Drawback ⓘ ▾ IGST Refund ⓘ ▾ Download e-Copy ▾

Shipping Bill / SB

Let Export Order / LEO

Gatepass for Let Export Order / LEO

[Bill of Entry / BoE](#)

Out of Charge / OOC

(b) On clicking the above link, the user will be redirected to a new page to view the **Job** details for Bills of Entries which have been assessed, by choosing the **Date/Job Number** option.

2.4.1. Date Wise Bill of Entry (BoE) Details

(a) The user will select the **Date option** providing **Date range** as input and click the **<Search>** button.

29 February 2024 | 08:46 AM Call Us 1800-3010-1000 Contact Us Help A- A A+ ENG

ICE DATE
INDIAN CUSTOMS NATIONAL TRADE PORTAL

Home Guidelines Tutorials Covid-19

Dashboard > Bill of Entry / BoE
Bill of Entry / BoE

Filter out my Bill Of Entry jobs based on:

☒ Date ☐ Job Number

Date From * To *

Choose a date Choose a date

28-01-2024 29-01-2024

Reset Search

(b) On clicking the **<Search>** button, the system will display the BoE details based on the selected date range.

29 February 2024 | 08:46 AM Call Us 1800-3010-1000 Contact Us Help A- A A+ ENG

ICE DATE
INDIAN CUSTOMS NATIONAL TRADE PORTAL

Home Guidelines Tutorials Covid-19

Dashboard > Bill of Entry / BoE
Bill of Entry / BoE

Filter out my Bill Of Entry jobs based on:

☒ Date ☐ Job Number

Date From * To *

Choose a date Choose a date

28-01-2024 29-01-2024

Reset Search

Job Number	Job Date	BE Number	BE Date	Custom Location	Download Acknowledgement	Download Signed Copy
3419	29-01-2024	2016107	29-01-2024	INMAAI	Download Link	Download Link

Showing 1-1 of 1 < < 1 > > Records Per Page: 10

(c) The user can download the **Acknowledgement** document and **Signed Copy document** by clicking **<Download Link>**.

29 February 2024 | 08:46 AM Call Us 1800-3010-1000 Contact Us Help A- A A+ ENG

ICEBATE
INDIAN CUSTOMS NATIONAL TRADE PORTAL

Home Guidelines Tutorials Covid-19

Dashboard > Bill of Entry / BoE
Bill of Entry / BoE

Filter out my Bill Of Entry jobs based on:

☒ Date ☐ Job Number

Date From To

Job Number	Job Date	BE Number	BE Date	Custom Location	Download Acknowledgement	Download Signed Copy
3419	29-01-2024	2016107	29-01-2024	INMAA1	Download Link	Download Link

Showing 1-1 of 1

Records Per Page: 10

(d) To download the copy please refer to sections [2.1.1.1](#) and [2.1.1.2](#)

2.4.2. Job Number-Wise Bill of Entry (BoE) Details

(a) The user can filter the Job details by selecting the **Job Number** option providing location Code, Job Number and Job Date as input and click the **<Search>** button.

29 February 2024 | 08:52 AM Call Us 1800-3010-1000 Contact Us Help A- A A+ ENG

ICEBATE
INDIAN CUSTOMS NATIONAL TRADE PORTAL

Home Guidelines Tutorials Covid-19

Dashboard > Bill of Entry / BoE
Bill of Entry / BoE

Filter out my Bill Of Entry jobs based on:

☐ Date ☒ Job Number

Location Code Job Number Job Date

(b) On clicking the **<Search>** button, the system will display the BoE details based on the Job Number.

29 February 2024 | 08:52 AM Call Us 1800-3010-1000 Contact Us Help A- A+ ENG

ICEFATE
INDIAN CUSTOMS NATIONAL TRADE AUTHORITY

Home Guidelines Tutorials Covid-19

Dashboard > Bill of Entry / BoE
Bill of Entry / BoE

Filter out my Bill Of Entry jobs based on:

☐ Date ☒ Job Number

Location Code * Job Number * Job Date *

Job Number	Job Date	BE Number	BE Date	Custom Location	Download Acknowledgement	Download Signed Copy
3419	29-01-2024	2016107	29-01-2024	INMAA1	Download Link	Download Link

Showing 1-1 of 1 |< < 1 > >| Records Per Page: 10

(c) The user can download the **Acknowledgement** document and **Signed Copy** document by clicking <Download Link>.

29 February 2024 | 08:52 AM Call Us 1800-3010-1000 Contact Us Help A- A+ ENG

ICEFATE
INDIAN CUSTOMS NATIONAL TRADE AUTHORITY

Home Guidelines Tutorials Covid-19

Dashboard > Bill of Entry / BoE
Bill of Entry / BoE

Filter out my Bill Of Entry jobs based on:

☐ Date ☒ Job Number

Location Code * Job Number * Job Date *

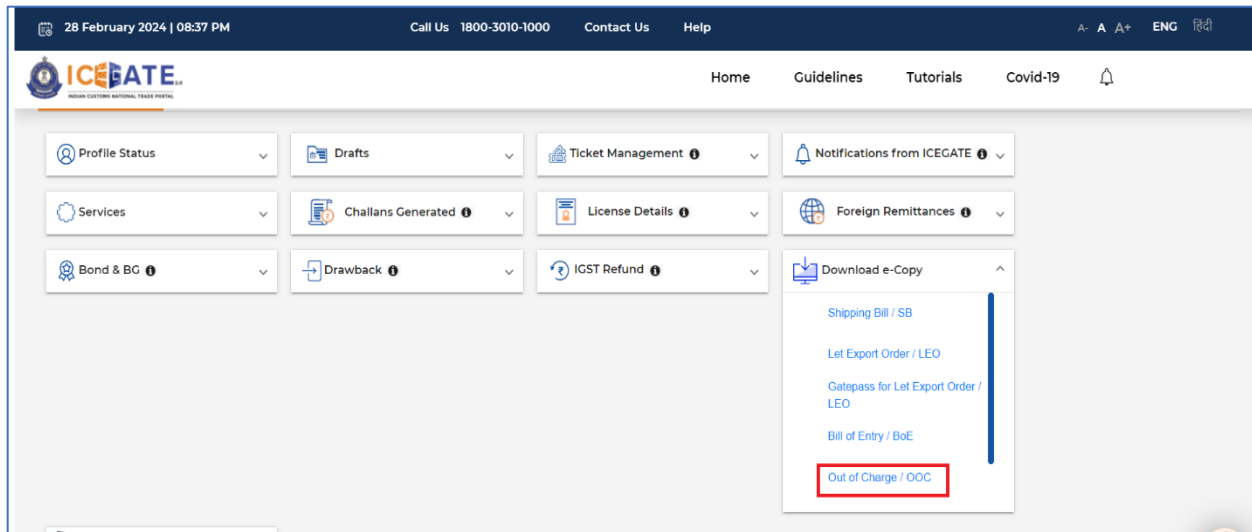
Job Number	Job Date	BE Number	BE Date	Custom Location	Download Acknowledgement	Download Signed Copy
3419	29-01-2024	2016107	29-01-2024	INMAA1	Download Link	Download Link

Showing 1-1 of 1 |< < 1 > >| Records Per Page: 10

(d) To download the copy please refer to sections [2.1.1.1](#) and [2.1.1.2](#)

2.5. Downloading Bill of Entry after Out of Charge (OOC)

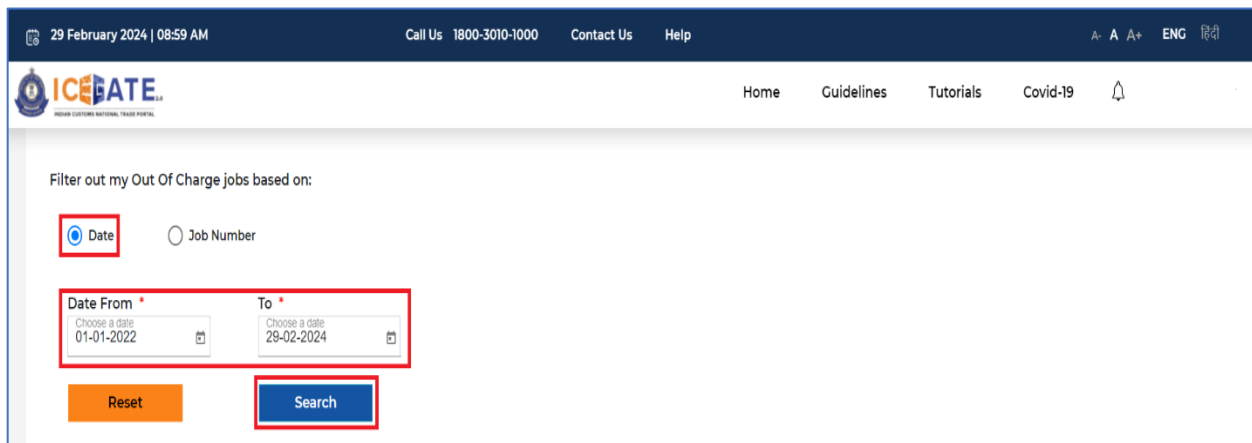
(a) Click on <Out of Charge (OOC)> link.



(b) On clicking the above link, the user will be redirected to a page to view the **Out of Charge/OOC** details by choosing the **Date/Job Number** option.

2.5.1. Date-Wise Out of Charge (OOC) Details

(a) The user will select the Date option providing Date range as input and click the **<Search>** button.



(b) On clicking the **<Search>** button, the system will display the jobs for Bills of Entry which have been given OOC, based on the selected date range.

29 February 2024 | 08:59 AM Call Us 1800-3010-1000 Contact Us Help A- A+ ENG

ICEFATE

Home Guidelines Tutorials Covid-19

Filter out my Out Of Charge jobs based on:

☒ Date ☐ Job Number

Date From * Choose a date 01-01-2022 To * Choose a date 29-02-2024

Reset Search

Job Number	Job Date	BE Number	BE Date	Custom Location	Download Acknowledgement	Download Signed Copy
24222231	10-07-2023	2013685	10-07-2023	INMAAI	Download Link	Download Link
2254124	14-03-2022	2010424	14-03-2022	INSMPB	Download Link	Download Link

(c) The user can download the **Acknowledgement** document and **Signed Copy** document by clicking <Download Link>.

29 February 2024 | 08:59 AM Call Us 1800-3010-1000 Contact Us Help A- A+ ENG

ICEFATE

Home Guidelines Tutorials Covid-19

Filter out my Out Of Charge jobs based on:

☒ Date ☐ Job Number

Date From * Choose a date 01-01-2022 To * Choose a date 29-02-2024

Reset Search

Job Number	Job Date	BE Number	BE Date	Custom Location	Download Acknowledgement	Download Signed Copy
24222231	10-07-2023	2013685	10-07-2023	INMAAI	Download Link	Download Link
2254124	14-03-2022	2010424	14-03-2022	INSMPB	Download Link	Download Link

(d) To download the copy please refer to sections [2.1.1.1](#) and [2.1.1.2](#)

2.5.2. Job Number-Wise Out of Charge (OOC) Details

(a) The user can filter the OOC details by selecting the **Job Number** option providing location Code, Job Number and Job Date as input, and click the <Search> button.

29 February 2024 | 10:13 AM Call Us 1800-3010-1000 Contact Us Help A- A+ ENG

ICEFATE

Home Guidelines Tutorials Covid-19

Dashboard > Out of Charge / OOC

Out of Charge / OOC

Filter out my Out Of Charge jobs based on:

☐ Date ☒ Job Number

Location Code * Select Location INMAAI Job Number * Enter Job Number 2361422 Job Date * Choose a date 15-01-2021

Reset Search

(b) On clicking the <Search> button, the system will display the **OOC** details based on Job Number.

29 February 2024 | 10:13 AM Call Us 1800-3010-1000 Contact Us Help ENG

ICEGATE

Dashboard > Out of Charge / OOC

Out of Charge / OOC

Filter out my Out Of Charge jobs based on:

☐ Date ☒ Job Number

Location Code * Job Number * Job Date *

Job Number	Job Date	BE Number	BE Date	Custom Location	Download Acknowledgement	Download Signed Copy
2351422	15-01-2021	2008887	15-01-2021	INMAA1	Download Link	Download Link

Showing 1-1 of 1

Records Per Page: 10

(c) The user can download the **Acknowledgement** document and **Signed Copy** document by clicking <Download Link>.

29 February 2024 | 10:13 AM Call Us 1800-3010-1000 Contact Us Help ENG

ICEGATE

Dashboard > Out of Charge / OOC

Out of Charge / OOC

Filter out my Out Of Charge jobs based on:

☐ Date ☒ Job Number

Location Code * Job Number * Job Date *

Job Number	Job Date	BE Number	BE Date	Custom Location	Download Acknowledgement	Download Signed Copy
2351422	15-01-2021	2008887	15-01-2021	INMAA1	Download Link	Download Link

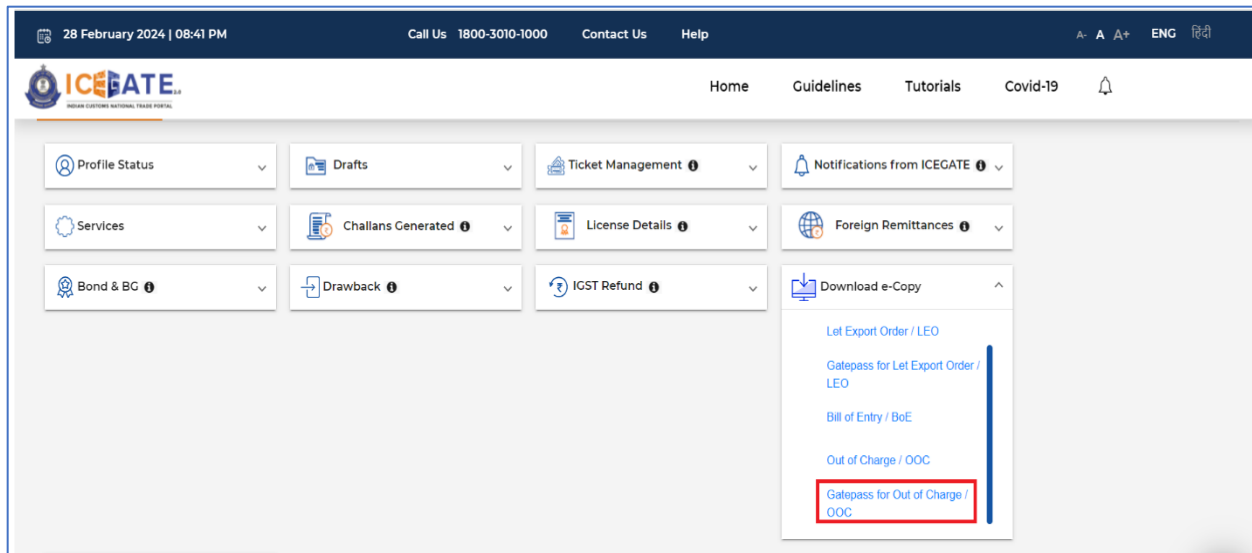
Showing 1-1 of 1

Records Per Page: 10

(d) To download the copy please refer to sections [2.1.1.1](#) and [2.1.1.2](#)

2.6. Downloading Gate pass for Out of Charge (OOC)

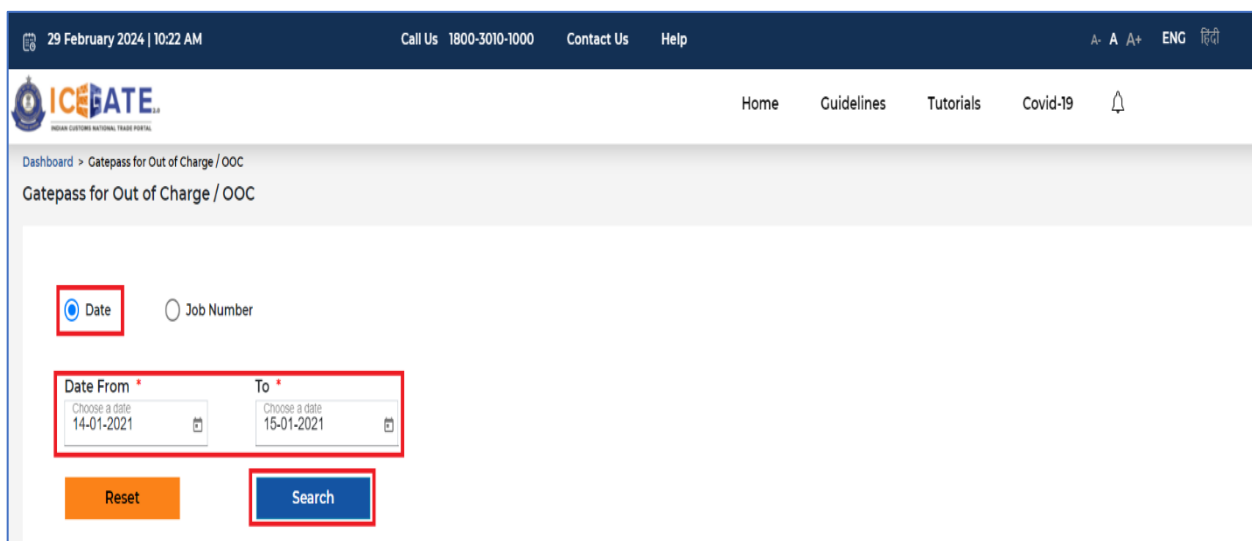
(a) Click on <Gate pass for Out of Charge (OOC)> link.



(b) On clicking the above link, the user will be redirected to a page to view the '**Gate pass for Out of Charge / OOC**' Job details by selecting the **Date/Job Number** option.

2.6.1. Date-Wise Gate pass for Out of Charge (OOC) Details

(a) The user will select the **Date** option and providing **Date range** as input and click the **<Search>** button.



(b) On clicking the **<Search>** button, the system will display the '**Gate pass for Out of Charge (OOC)**' details.

29 February 2024 | 10:22 AM Call Us 1800-3010-1000 Contact Us Help A- A+ ENG हिंदी

ICEGATE
INDIAN CUSTOMS NATIONAL TRADING PORTAL

Home Guidelines Tutorials Covid-19

Dashboard > Gatepass for Out of Charge / OOC
Gatepass for Out of Charge / OOC

☒ Date ☐ Job Number

Date From * To *

Choose a date 14-01-2021 Choose a date 15-01-2021

Reset Search

Job Number	Job Date	BE Number	BE Date	Custom Location	Download Acknowledgement	Download Signed Copy
2351422	15-01-2021	2008887	15-01-2021	INMAAI	Download Link	Download Link

Showing 1-1 of 1 < < 1 > >

Records Per Page: 10

(c) The user can download the **Acknowledgement** document and **Signed Copy** document by clicking <Download Link>.

29 February 2024 | 10:22 AM Call Us 1800-3010-1000 Contact Us Help A- A+ ENG हिंदी

ICEGATE
INDIAN CUSTOMS NATIONAL TRADING PORTAL

Home Guidelines Tutorials Covid-19

Dashboard > Gatepass for Out of Charge / OOC
Gatepass for Out of Charge / OOC

☒ Date ☐ Job Number

Date From * To *

Choose a date 14-01-2021 Choose a date 15-01-2021

Reset Search

Job Number	Job Date	BE Number	BE Date	Custom Location	Download Acknowledgement	Download Signed Copy
2351422	15-01-2021	2008887	15-01-2021	INMAAI	Download Link	Download Link

Showing 1-1 of 1 < < 1 > >

Records Per Page: 10

(d) To download the copy please refer to sections [2.1.1.1](#) and [2.1.1.2](#).

2.6.2. Job Number-Wise Gate pass for Out of Charge (OOC)

(a) The user can filter the Job details by selecting the **Job Number** option providing location Code, Job Number and Job Date as input and click the <Search> button.

29 February 2024 | 10:29 AM Call Us 1800-3010-1000 Contact Us Help

ICEGATE

Home Guidelines Tutorials Covid-19

Dashboard > Gatepass for Out of Charge / OOC
Gatepass for Out of Charge / OOC

☐ Date ☒ Job Number

Location Code *
INSMPB

Job Number *
2254124

Job Date *
14-03-2022

Reset Search

(b) On clicking the <Search> button, the system will display the 'Gate pass for Out of Charge / OOC' details based on Job Number

29 February 2024 | 10:29 AM Call Us 1800-3010-1000 Contact Us Help

ICEGATE

Home Guidelines Tutorials Covid-19

Dashboard > Gatepass for Out of Charge / OOC
Gatepass for Out of Charge / OOC

☐ Date ☒ Job Number

Location Code *
INSMPB

Job Number *
2254124

Job Date *
14-03-2022

Reset Search

Job Number	Job Date	BE Number	BE Date	Custom Location	Download Acknowledgement	Download Signed Copy
2254124	14-03-2022	2010424	14-03-2022	INSMPB	Download Link	Download Link

Showing 1- 1 of 1

Records Per Page: 10

(c) The user can download the **Acknowledgement** document and **Signed Copy** document by clicking <Download Link>.

29 February 2024 | 10:29 AM Call Us 1800-3010-1000 Contact Us Help

ICEGATE

Home Guidelines Tutorials Covid-19

Dashboard > Gatepass for Out of Charge / OOC
Gatepass for Out of Charge / OOC

☐ Date ☒ Job Number

Location Code *
INSMPB

Job Number *
2254124

Job Date *
14-03-2022

Reset Search

Job Number	Job Date	BE Number	BE Date	Custom Location	Download Acknowledgement	Download Signed Copy
2254124	14-03-2022	2010424	14-03-2022	INSMPB	Download Link	Download Link

Showing 1- 1 of 1

Records Per Page: 10

(d) To download the copy please refer to sections [2.1.1.1](#) and [2.1.1.2](#).

3. Contact Us

The contact details are as follows:

ADG, ICEGATE

Director General of Systems & Data Management, CBIC

1st Floor, CR Building, IP Estate,

New Delhi – 110 109

Toll Free No: 1800-3010-1000

The user can also drop their queries at:

Email: icegatehelpdesk@icegate.gov.in

