

ICEGATE

Advisory for Parent Custodian to update GSTIN against their Custodian Code and both ICEGATE ID & GSTIN for each of their respective Child Custodians

ICEGATE has rolled out a functionality for Parent Custodians to add GSTIN against their Custodian Code and both ICEGATE ID & GSTIN for each of their Child Custodians. The details can be added post login on ICEGATE Portal. Considering the need of catering the issues being faced by trade in day-to-day data exchange, this functionality has been developed.

The option of adding the details is available post login on the ICEGATE Portal.

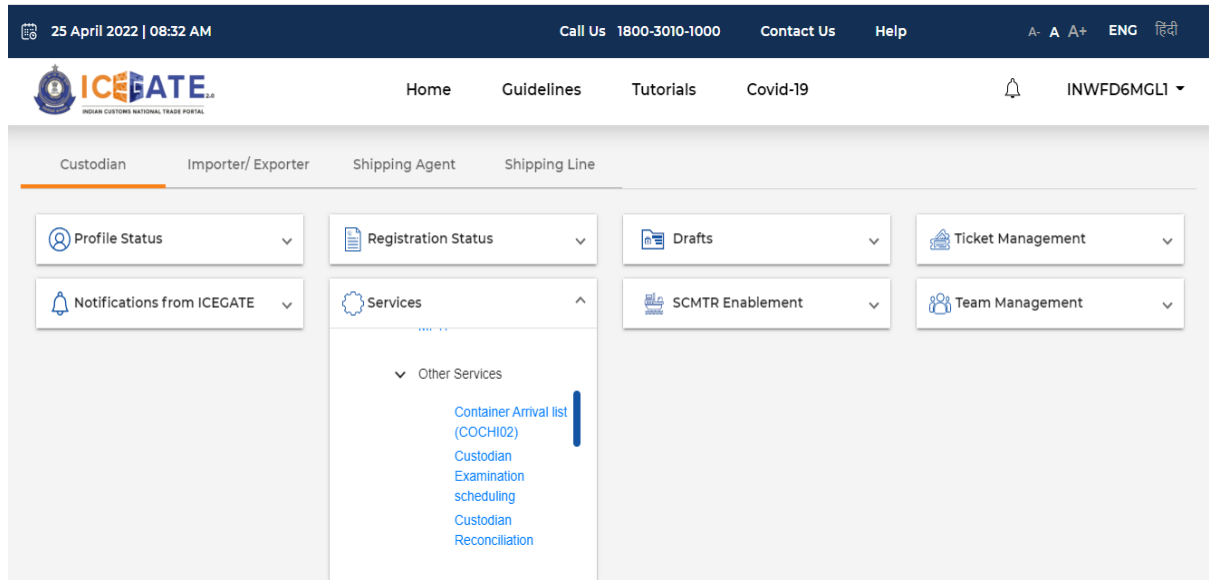
A. Adding Details for Parent Custodians

1. Please visit <https://www.icegate.gov.in/> to login into the portal.
2. Enter the details to login into the portal



Advisory for Custodian Reconciliation

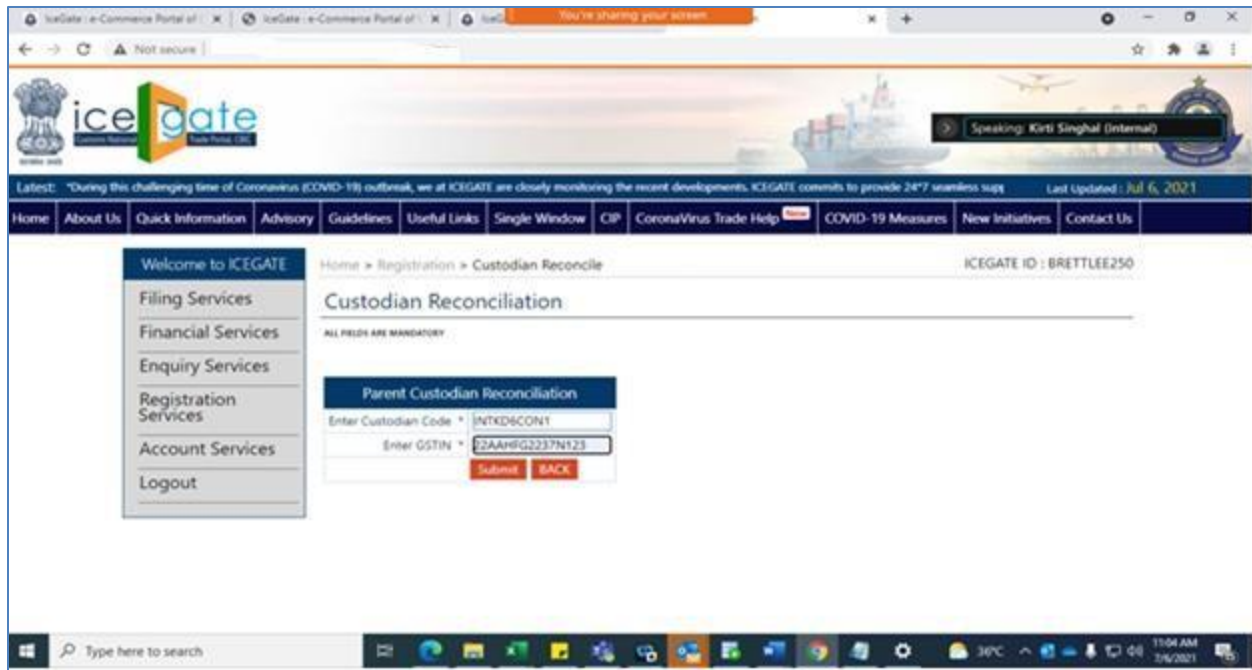
- After successful login, Under relevant role tab user should click on Electronic filing under the Services widget.
further Under Other Services, User will be able to see Custodian Reconciliation Link.



- Once the mentioned option is clicked, below page will be opened.

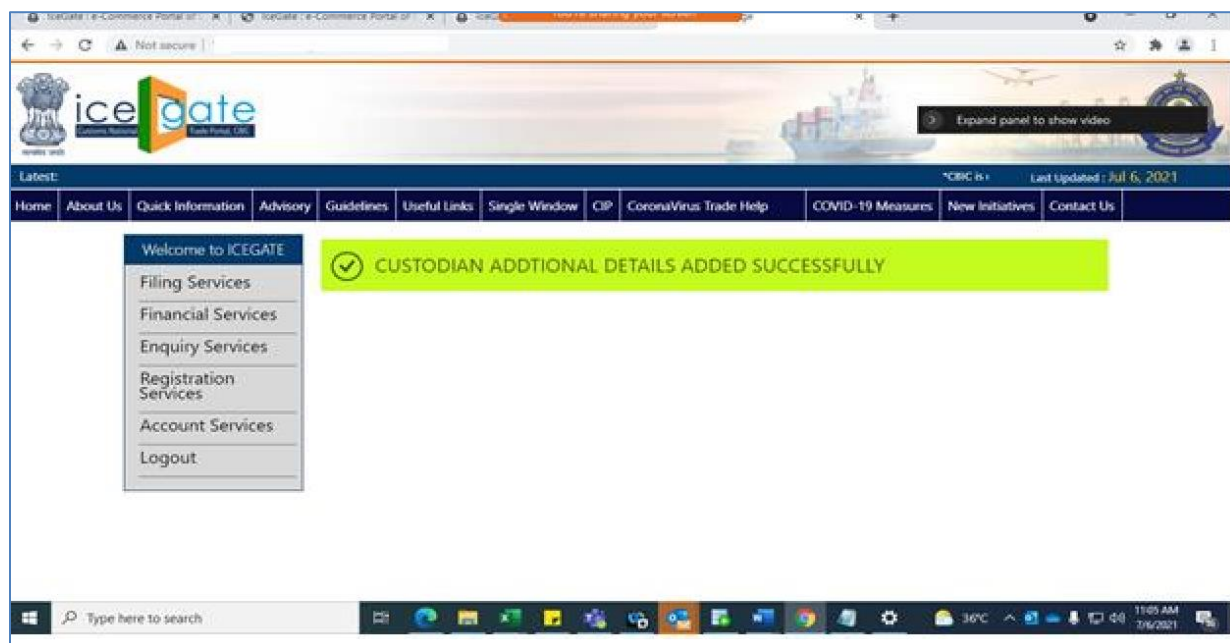


5. Parent Custodian needs to enter their Custodian Code and GSTIN to get it mapped



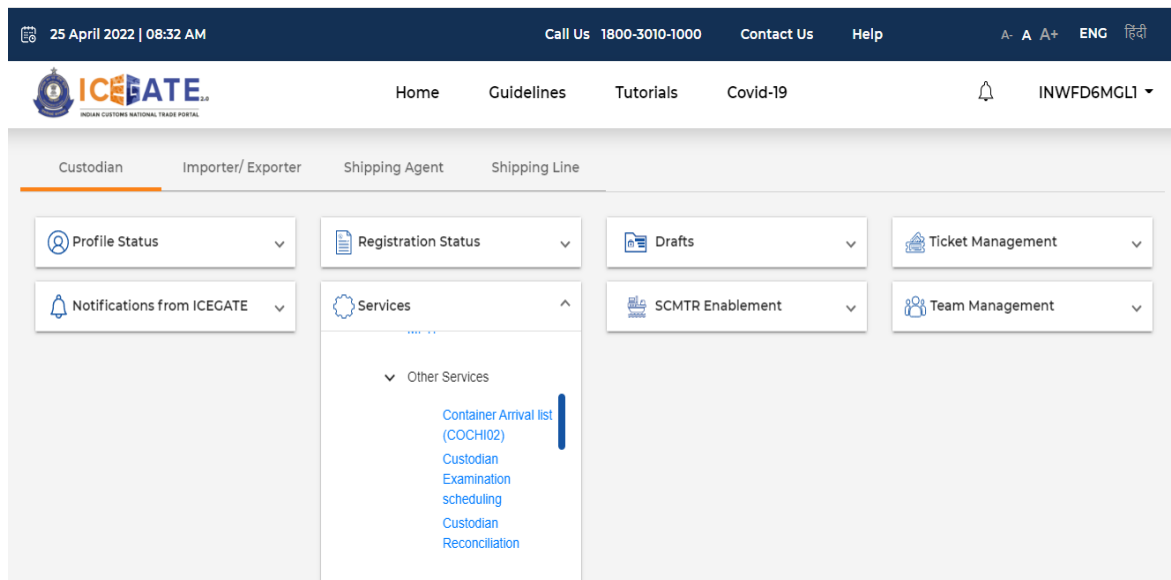
The screenshot shows the ICEGATE Parent Custodian Reconciliation page. The page has a header with the ICEGATE logo and a navigation menu. The main content area is titled "Custodian Reconciliation" and includes a sub-header "Parent Custodian Reconciliation". Below this, there are two input fields: "Enter Custodian Code" with the value "INTKD6CON1" and "Enter GSTIN" with the value "22AAHFG2237N123". There are "Submit" and "BACK" buttons. The page also displays the ICEGATE ID: BRETTLEE250.

6. Once the correct details entered, following message will be appeared on home page.

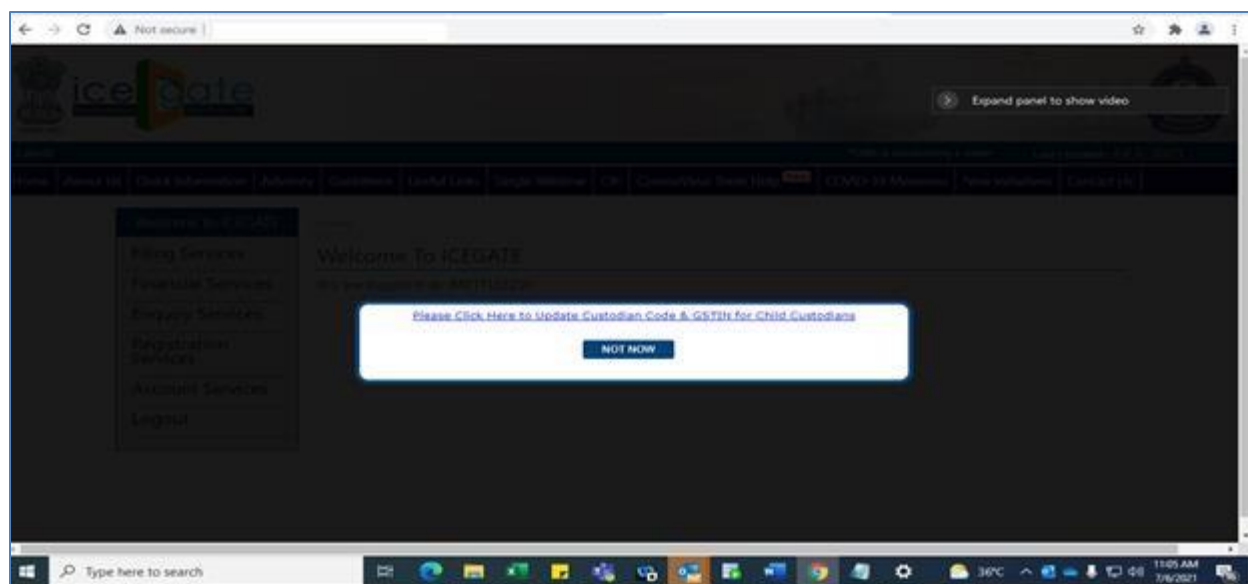


B. Adding Details for Child Custodians by Parent Custodians

1. Once Parent Custodian add their details, they will be able to add details pertaining to their respective Child Custodians. Click on the below mentioned link to update Child Details.



2. Following page will be displayed to proceed further.



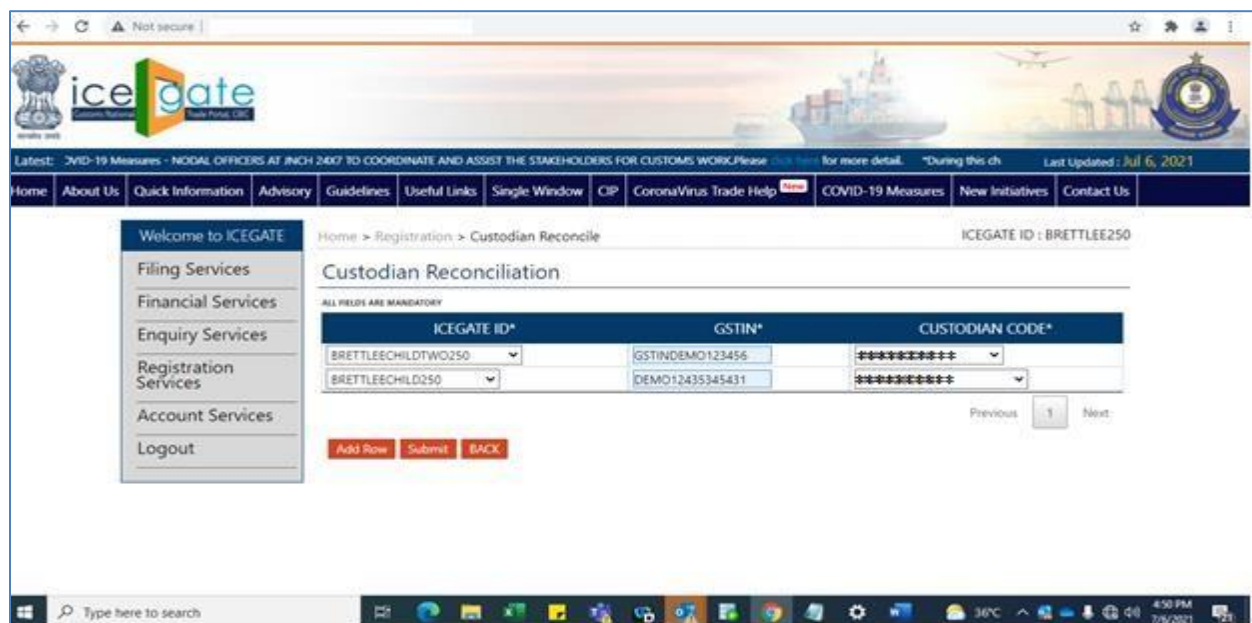
S

3. Once mentioned link is clicked, below page will be displayed.

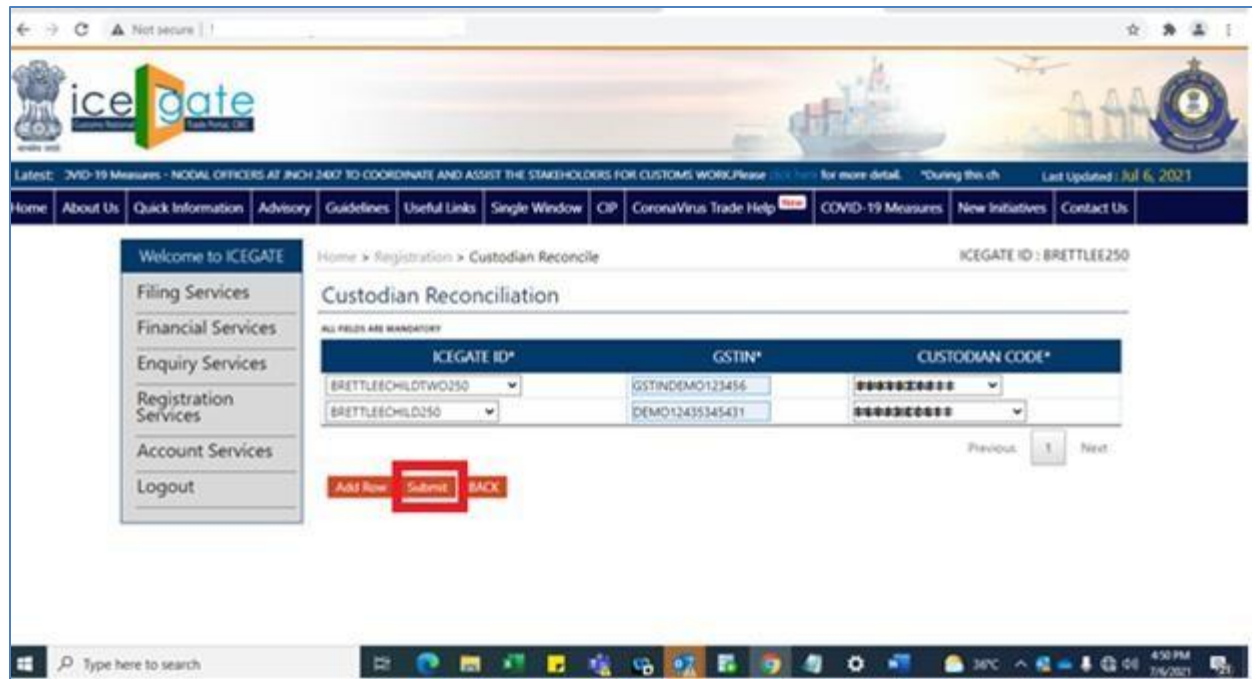


4. Parent Custodian needs to add following details to update the details of their child custodians.
 - a. ICEGATE ID
 - b. GSTIN ID
 - c. Custodian Code will be selected from the drop down.

Details for multiple Custodian can be added by clicking on “Add Row” button. An error will be displayed, if same custodian gets repeated in another row.



- Click Submit to proceed.



Welcome to ICEGATE

Home > Registrations > Custodian Reconcile

ICEGATE ID : BRETTLEE250

Custodian Reconciliation

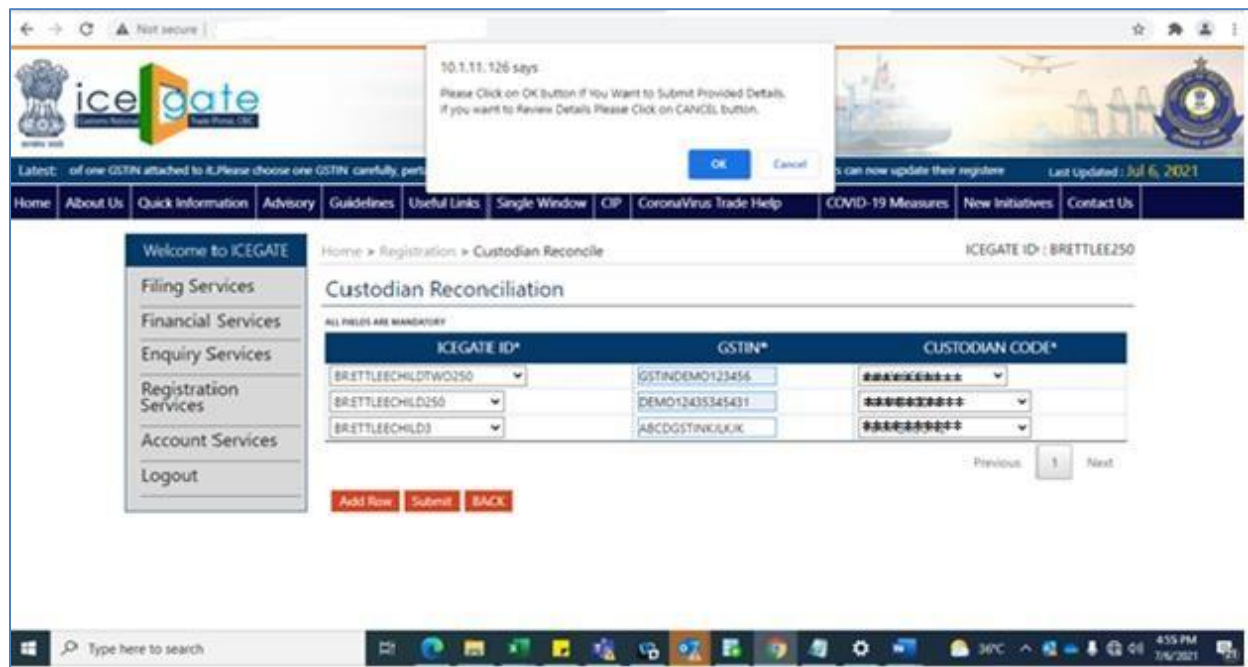
ALL FIELDS ARE MANDATORY

ICEGATE ID*	GSTIN*	CUSTODIAN CODE*
BRETTLEECHILDTWO250	GSTINDEMO123456	*****
BRETTLEECHILD250	DEMO12435345431	*****
BRETTLEECHILD3	ABCDGSTINKUKJK	*****

Previous 1 Next

Add Row Submit BACK

- Following message will be displayed. Please read the message carefully before proceeding with submitting the request. **Once submitted, details cannot be updated.**



Welcome to ICEGATE

Home > Registrations > Custodian Reconcile

ICEGATE ID : BRETTLEE250

Custodian Reconciliation

ALL FIELDS ARE MANDATORY

ICEGATE ID*	GSTIN*	CUSTODIAN CODE*
BRETTLEECHILDTWO250	GSTINDEMO123456	*****
BRETTLEECHILD250	DEMO12435345431	*****
BRETTLEECHILD3	ABCDGSTINKUKJK	*****

Previous 1 Next

Add Row Submit BACK

10.1.11.126 says:
Please Click on OK button if You Want to Submit Provided Details.
If you want to Review Details Please Click on CANCEL button.

OK Cancel

7. Once details are submitted, following message will be displayed.

